

## INVESTMENT POLICY

Belgravia Epsilon FI invests in European equities. The investment objectives are to achieve positive returns and a Sharpe ratio higher than the Stoxx 600 with a volatility of returns lower than the Stoxx 600. The company varies its equity exposure at its discretion, investing the balance in money market instruments.

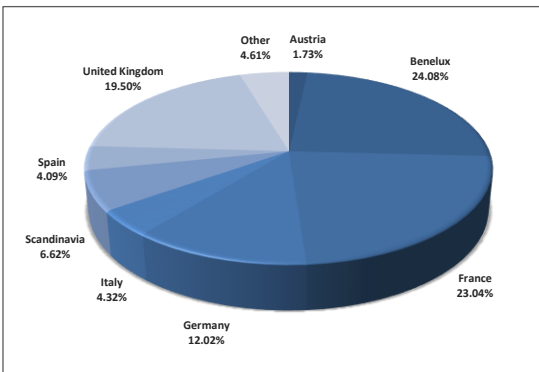
## INVESTMENT FUND DATA

NAV at 31/10/2018	€ 2,216.25
Total Assets	€ 173.26 Millions
ISIN code	ES0114353032
Bloomberg Ticker	BELEPSI SM
Category	Absolute Return
Legal structure	Investment Fund, UCITS
Domicile	Spain
CNMV register number	2721
Investment manager	Belgravia Capital, SGIC, S.A.
Custodian Bank	Santander Securities Services
Auditors	Ernst & Young
Portfolio manager	Carlos Cerezo

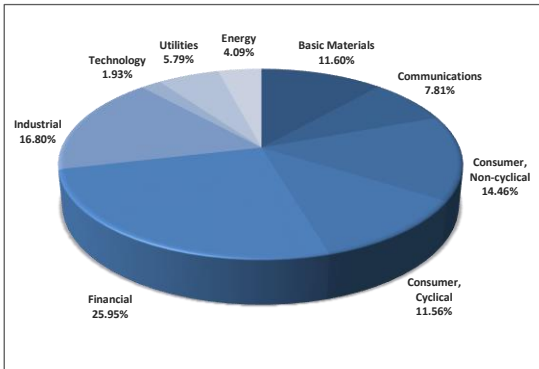
Initial minimum investment	€ 10,000
Additional min. investment	€ 1,000
Settlement	D+1
Liquidity	Daily
Management fee	1.25%
Performance fee	9%
Subscription fee	0%

Investor relations	Cristina Solinís
Tel.	+34 91 515 85 90
E-mail	info@belgraviacapital.es

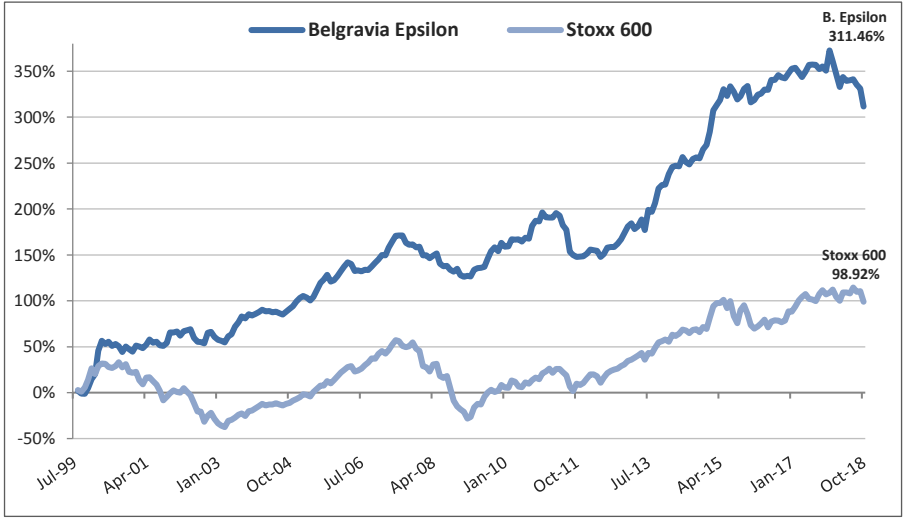
## GEOGRAPHICAL ALLOCATION



## SECTORIAL ALLOCATION



## RETURNS <sup>1,2</sup>



Year	2007	2008	2009	2010	2011	2012	2013	2014	2015	2016	2017	2018
Epsilon	5.37%	-11.96%	15.10%	12.35%	-16.01%	10.07%	19.05%	13.02%	19.65%	3.20%	5.53%	-12.95%
Stoxx 600	2.36%	-43.77%	32.39%	11.61%	-8.61%	18.18%	20.79%	7.20%	9.60%	1.73%	10.58%	-4.68%

2018	Jan	Feb	Mar	Apr	May	Jun	Jul	Aug	Sep	Oct	Nov	Dec
Epsilon	-2.53%	-3.03%	-3.07%	2.46%	-0.97%	0.17%	0.22%	-1.28%	-0.99%	-4.56%		
Stoxx 600	1.66%	-3.81%	-1.99%	4.49%	0.13%	-0.63%	3.14%	-2.14%	0.32%	-5.53%		

Annualized	3Y	5Y	10Y	Since Inception	Accumulated
Epsilon	-0.89%	5.34%	6.72%	7.62%	311.46%
Stoxx 600	1.54%	5.16%	9.04%	3.64%	98.92%

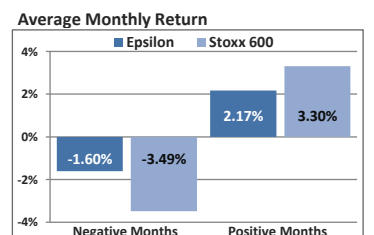
## STATISTICS <sup>1,2</sup>

Since July 1999	Epsilon	Stoxx 600
Average Monthly Return %	0.65	0.39
Annualised Return %	7.62	3.64
Monthly Standard Deviation %	2.79	4.36
Ann. Standard Deviation %	9.67	15.09

Since Jul. 99	Epsilon	Stoxx 600
Max. Drawdown	-16.74%	-54.34%
Annual Alpha	5.10%	-
Sharpe Ratio	0.66	0.22
Sharpe Ratio 5Y	0.84	0.54

October-18	Epsilon	Stoxx 600
Return %	-4.56	-5.53
Average Gross Equity Exposure %	69.81	100
Average Net Equity Exposure %	29.71	100
Average Daily VaR %	0.38	1.20
Average Beta	0.21	1
Gross Equity Exposure* %	57.03	100
Net Equity Exposure* %	15.92	100
VaR* %	0.24	1.24
Beta*	0.13	1

\* At 31/10/2018



## PORTFOLIO MANAGER COMMENTS

In October Belgravia Epsilon dropped by 4.56% with an average beta of 0.21 against the Stoxx 600, which fell by 5.53%. European equities corrected heavily, both in the USA and Europe, on increased fears about US trade policy and the Italian budget.

In October Belgravia Epsilon had a bad performance due to both negative stock picking and market risk. On the positive side, just Scor, Pandora and Philips excelled.

As of the 31st of October, Belgravia Epsilon had a net equity exposure of 16% and a beta of 0.13 against the Stoxx 600.

1. From July 1999 until September 2004 the historical track record corresponds to Belgravia Beta SICAV, merged into Belgravia Epsilon FI Unit Trust in April 2017.  
2. The Stoxx 600 series includes net dividends.