


SPECIAL REGISTRY CNMV: 576. REGISTRATION DATE: 19/7/1999. LISTING: Madrid Stock Exchange (MAB)
 INVESTMENT MANAGER: Belgravia Capital, SGIIC, SA. REGISTERED OFFICE: Nuñez de Balboa, 120, 28006 MADRID. CNMV register :196. Managing Director:  
 CUSTODIAN BANK: Santander Securities Services SA (Grupo Santander).
 AUDITORS: Ernst & Young. REGISTRARS: Sociedad Rectora de la Bolsa de Madrid

Cumulative Return since August 1999 +358.90% vs. Stoxx 600 +111.70% AUM: € 140.68m.

INVESTMENT POLICY

Belgravia Beta invests in European equities. The investment objectives are to achieve positive returns and a Sharpe ratio higher than the Stoxx 600 with a volatility of returns lower than the Stoxx 600. The company varies its equity exposure at its discretion, investing the balance in money market instruments.

MONTHLY RETURNS (%)

Year	Jan	Feb	Mar	Apr	May	Jun	Jul	Aug	Sep	Oct	Nov	Dec	Cum
1999								1.97	-2.81	-0.37	6.12	9.51	14.75
2000	4.63	21.24	7.37	-2.08	1.6	-2.94	1.45	-1.72	-4.07	4.14	-1.85	-2.06	26.00
2001	4.72	-0.75	-1.05	2.46	3.8	-2.27	0.64	-2.44	-0.38	1.92	7.61	0.01	14.6
2002	0.5	-2.65	2.94	0.64	0.57	-5.5	-2.55	-0.22	-0.9	7.32	0.64	-3.25	-3.01
2003	-1.94	-0.79	-1.08	4.37	1.18	5.3	2.66	3.61	-1.19	2.52	-0.79	0.95	15.49
2004	1.20	1.37	-1.04	0.27	-0.83	0.41	-0.87	-0.79	1.75	1.65	1.36	2.85	7.48
2005	1.89	0.95	-0.81	-1.6	1.91	3.76	3.61	1.63	2.41	-3.31	0.63	2.17	13.8
2006	2.44	2.11	1.83	-0.67	-3.26	0.27	-0.34	0.77	-0.21	1.58	1.84	1.44	7.94
2007	1.96	-0.07	3.36	2.52	2.32	0.15	0.07	-3.01	-0.79	0.12	-1.17	0.29	5.74
2008	-3.73	0.03	-1.29	1.25	0.88	-4.4	-1.23	0.22	-1.83	-0.83	1.31	-2.99	-12.08
2009	-0.71	0.47	-0.26	3.24	0.62	0.16	0.49	3.93	3.19	1.63	-1.57	3.56	15.57
2010	-1.61	0.13	2.89	-0.12	0.11	-0.92	1.63	-0.32	5.13	2.04	-0.24	3.38	12.54
2011	-1.77	-0.11	-0.06	1.74	-0.95	-3.55	-1.81	-8.65	-1.36	-0.89	0.23	0.14	-16.11
2012	1.03	1.83	-0.23	-0.31	-2.52	1.23	2.69	0.37	0.02	1.25	1.92	2.47	10.08
2013	2.69	1.27	-2.22	1.15	2.52	-3.9	7.81	-0.65	3.12	5.26	1.22	0.12	19.39
2014	3.54	2.18	0.49	-0.27	2.91	-1.56	-0.67	1.67	0.5	-0.27	2.77	1.32	13.2
2015	5.96	6.17	1.45	1.32	2.84	-1.63	2.35	-1.16	-2.08	0.86	1.97	0.67	19.97
2016	-4.18	0.60	1.43	0.36	1.10	-0.09	2.55	0.07	1.12	-0.52	-0.25	1.34	3.45

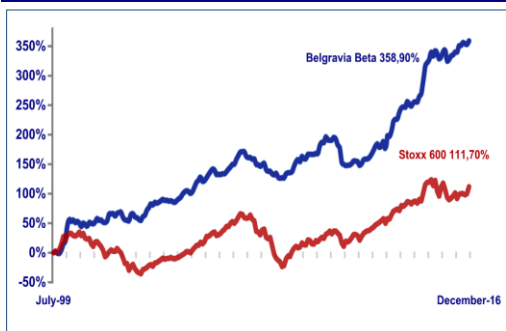
PORTFOLIO MANAGER COMMENTS

In December Belgravia Beta rose by 1.34% with an average beta of 0.32 against the Stoxx 600, which returned 5.77%. Equity markets rose sharply in December, after clearing the Italian referendum and fuelled by post-electoral optimism in the USA.

In December, Belgravia Beta's return was positive, but well below the Stoxx 600, given the insignificant net market exposure held by the portfolio until midmonth. Stock picking was positive, following the substantial changes made in sector weights. Best gains came from technology (Gemalto, Soitec), industrials (APMoller, Prysmian) and utilities (Albioma, Falck). Individually, TomTom, Axa, and Fresenius excelled.

As of the 31st of December, Belgravia Beta had a net equity exposure of 67.6% and a beta of 0.56 against the Stoxx 600.

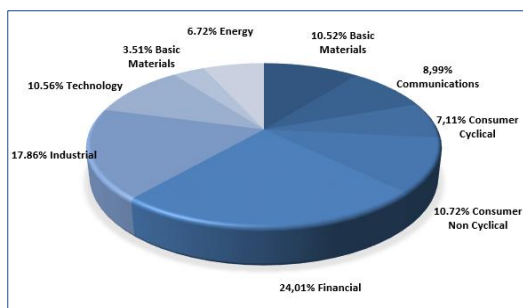
CUMULATIVE RETURNS



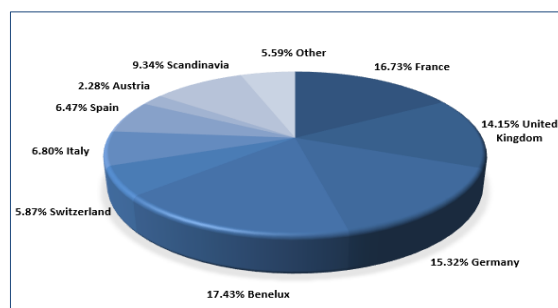
STATISTICS

	B. BETA	STOXX 600
SINCE AUGUST 1999		
Average Monthly Return %	0.77	0.46
Annualised Return %	9.14	4.40
Monthly Standard Deviation %	2.85	4.51
Ann.Standard Deviation %	9.86	15.63
Sharpe Ratio	0.77	0.25
DECEMBER 2016		
Return %	1.34	5.77
Average Gross Equity Exposure %	70.37	100
Average Net Equity Exposure %	42.62	100
Average Daily VaR %	0.74	1.82
Average Beta	0.32	1
Gross Equity Exposure at 31/12/16 %	67.65	100
Net Equity Exposure 31/12/16 %	67.65	100
VaR at 31/12/16 %	1.16	1.77
Beta at 31/12/16	0.56	1

SECTORIAL ALLOCATION



GEOGRAPHICAL ALLOCATION



ISIN Code: ES0133496036

www.belgraviacapital.es

Bloomberg Ticker: BELBETA SM

